










Technische Daten / Technical Data

| | Schnittleistung cutting capacity mild steel | Messerlänge mm blade length mm | Schnittwinkel cutting angle | Gewicht kg weight kg | Maße mm overall dimensions mm | Tisch Maße mm table dimensions mm | Zweite Station 2nd station | Tiefe mm depth mm |
|--------------------------------|---|-----------------------------------|--------------------------------|-------------------------|-------------------------------------|---|--|----------------------|
| LB 12/4 | 4 (3) | 225 | 90° | 660 | 1250 x 910 x 1340 | 910 x 620 | | |
| LB 12/6 | 6 (4) | 225 | 90° | 700 | 1250 x 910 x 1340 | 910 x 620 | | |
| LB 13 | 6 (4) | 225 | 90° | 1000 | 1350 x 1100 x 1340 | 1100 x 789 | | |
| LB 13 / Stanzen Punching | 6 (4) | 225 | 90° | 1100 | 1350 x 1100 x 1280 | 1100 x 1130 | Ø 30 mm max. | 120 |
| LB 13 / Schneiden Coping | 6 (4) | 225 | 90° | 1100 | 1350 x 1100 x 1280 | 1100 x 1130 |  100 x 25 | |
| LB 13 Quick | 6 (4) | 225 | 90° | 1200 | 1350 x 1100 x 1280 | 1100 x 1130 |  100 x 25  100 x 15-45° | |
| LB 15/2000 | 8/10* (6/8*) | 225 | 90° | 1100 | 1350 x 1100 x 1280 | 1100 x 789 | | |
| LB 15/2000 Stanzen Punching | 8/10* (6/8*) | 225 | 90° | 1200 | 1350 x 1100 x 1340 | 1100 x 1130 | Ø 30 mm max. | 120 |
| LB 15/2000 Schneiden Coping | 8/10* (6/8*) | 225 | 90° | 1200 | 1350 x 1100 x 1280 | 1100 x 1130 |  100 x 25 | |
| LB 15/2000 Quick | 8/10* (6/8*) | 225 | 90° | 1200 | 1350 x 1100 x 1280 | 1100 x 1130 |  100 x 25  100 x 15-45° | |
| Mini S | 4 (3) | 150 | 30-120° | 850 | 1250 x 1000 x 1160 | 1000 x 650 | | |
| Varicenter | 4 (3) | 150 | 30-120° | 1000 | 1300 x 1000 x 1250 | 1100 x 1130 |  100 x 25 | |
| Varicenter F | 4 (3) | 150 | 30-120° | 1000 | 1300 x 1000 x 1400 | 1100 x 1130 + Sonderwerkzeug |  100 x 25 | |
| Mini S Stanzen Punching | 4 (3) | 150 | 30-120° | 1000 | 1300 x 1000 x 1300 | 1100 x 1130 | Ø 30 mm max. | 120 |
| K 30-120 | 6 (4) | 200 | 30-120° | 1600 | 1500 x 1300 x 1380 | 1000 x 740 | | |
| K 30-120 Stanzen Punching | 6 (4) | 200 | 30-120° | 2000 | 1500 x 1300 x 1380 | 1600 x 1000 | Ø 105 mm max. | 300 |
| K 30-120 Schneiden Coping | 6 (4) | 200 | 30-120° | 1900 | 1500 x 1300 x 1380 | 1600 x 1000 |  100 x 25 | |

(*reverse blades) () stainless steel